



Entrance mats

Aluminium doormats
Cleaning zones



Imprint

entrada Fußmatten GmbH
Hinter dem Turme 5
38114 Braunschweig

Phone: +49 (0)531 - 886 871 - 0
Fax: +49 (0)531 - 886 871 - 11
E-Mail: info@entrada-matten.de
www.entrada-matten.de



Managing Director: Stefan Heuer

Version Catalogue No. 8-2021
Valid from 1 / 2021

Our GTCs apply, see www.entrada-matten.de/kontakt/agb/

We reserve the right to make technical changes and deviations.

All prices are to be understood net, plus legal VAT.



entrada entrance mats structured into zones:

ZONE 1

Coarse dirt and outdoor

- 11 entrada KLASSIK »Safe«
- 12 entrada KLASSIK »Work«
- 13 entrada KLASSIK »Brush«
- 17 entrada KLASSIK »Safe« / »Work«
- 18 entrada KLASSIK »Safe« / »Minibrush«
- 19 entrada WORK »Plus«
- 21 entrada ROBUST »Safe«
- 21 entrada ROBUST »Work«
- 23 entrada ROYAL »Safe«
- 23 entrada ROYAL »Work«
- 25 entrada ROYAL PLUS »Safe«
- 25 entrada ROYAL PLUS »Work«
- 32 Rubber ring mat »Bee 22«
- 33 Spaghetti mat



Accessories and Service

- 26 Angular frame
- 27 entrada dirt trapping tray Type »22«
- 28 Ramp profile
- 28 Covering rail »Curve«
- 29 Stainless steel profile
- 29 Anodization
- 29 Levelling mat »Balance«
- 40 Notes
- 41 Correct planning for frames and mats
- 42 Ordering
- 43 Fax form

ZONE 2

Fine dirt in indoor and covered outdoor areas

- 8 entrada SMART »Rips«
- 9 entrada KLASSIK »Rips«
- 10 entrada KLASSIK »ColourPlus«
- 14 entrada KLASSIK »Rips« / »Work«
- 15 entrada KLASSIK »Rips« / »Minibrush«
- 16 entrada KLASSIK »Rips« / »scraper bar«
- 19 entrada WORK »Plus«
- 21 entrada ROBUST »Rips«
- 21 entrada ROBUST »Rips« / »Work«
- 23 entrada ROYAL »Rips«
- 23 entrada ROYAL »Rips« / »Work«
- 25 entrada ROYAL PLUS »Rips«
- 25 entrada ROYAL PLUS »Rips« / »Work«
- 30 Ribbed raw hair mat »Easy«
- 31 Coir Mat
- 34 Doormat entrada Home

ZONE 3

Fine dirt and humidity absorption zone

- 36 Logo Mat »IndiLine®«
- 37 Dirt trap mat »Klassik«
- 38 Anti-dirt mat »Maximus®«
- 39 Anti-dirt »Coral® Classic«

Zones in detail

Zone 1 Coarse dirt zone

Zone 1 is where coarse dirt is removed with the aid of rubber or brush profiles. These profile inserts are extremely weather-resistant and highly durable making them suitable for use in exposed outdoor areas.

Zone 2 Fine dirt zone

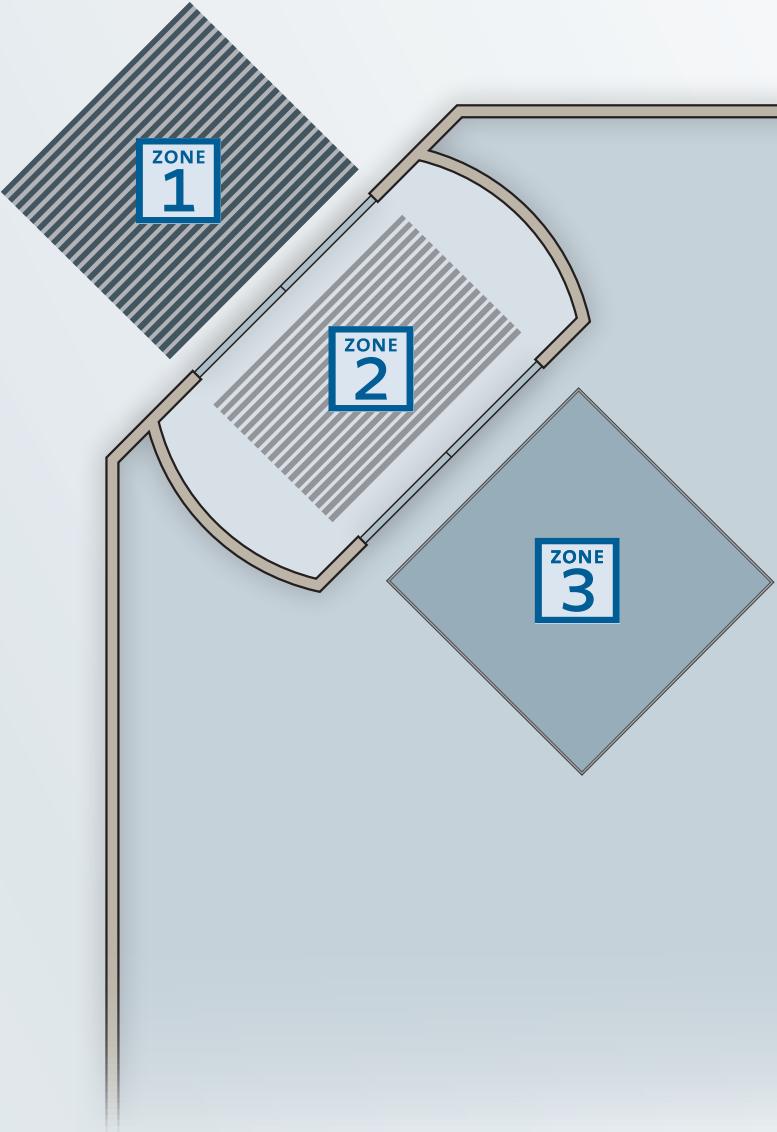
In Zone 2, fine dirt is removed by ribbed inserts. They are suitable for use indoors as well as in covered outdoor areas. They are particularly effective in combination with rubber or brush profiles.

Zone 3 Humidity and absorption zone

Zone 3 is located in the interior of a building. Anti-dirt mats absorb moisture and residual dirt and prevent run marks on the floor in entrance areas.

Symbols

- Use indoors and in roofed outdoor areas
- Use outdoors
- Suitable for the disabled
- Can be driven over in a pallet truck
- Low flammability



Combinations

Free combination of advantages

The combination of our profiles means particularly effective cleaning and increased walking safety for your individual needs.

We are happy to help you determine the right combination for your construction project.

Combine the benefits according to requirements

entrada® entrance mats are available in a range of thicknesses and heights. The following criteria should be taken into account when choosing an entrance mat:

- The greater the thickness and installation height of the aluminium profiles, the higher the load capacity of the mat.
- The greater the mat's installation height, the bigger its dirt absorption capacity.
- The choice of upper material is determined by the location where the mat will be used and the degree of soiling.
- Additional profiles can be employed to further enhance cleaning performance.

The most common combinations are presented on the following pages. Please enquire for information about other combinations.

Colours


Ribbed




Brush



ColourPlus (B1 Floor)




Rubber profile



Brush profile

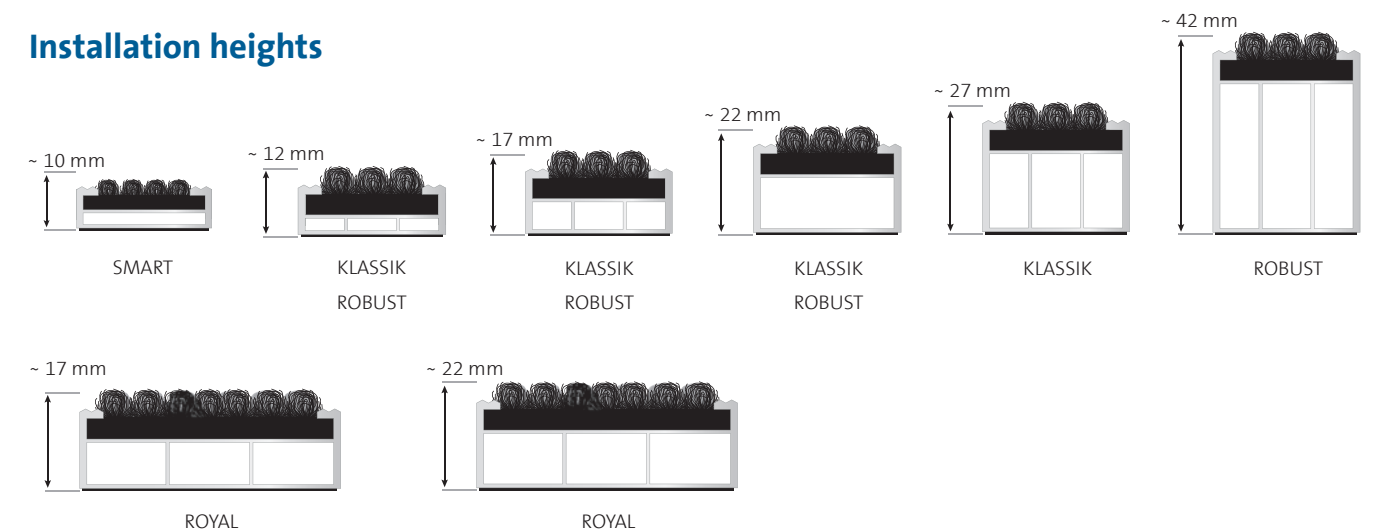


Minibrush

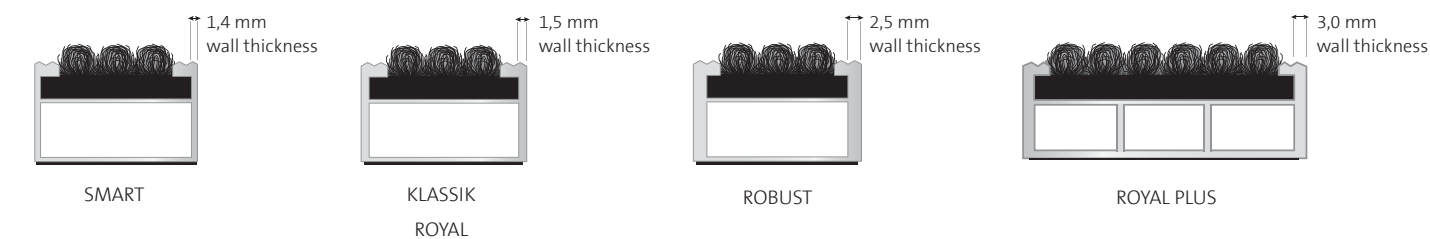


Other colours can be realised. Simply ask us!

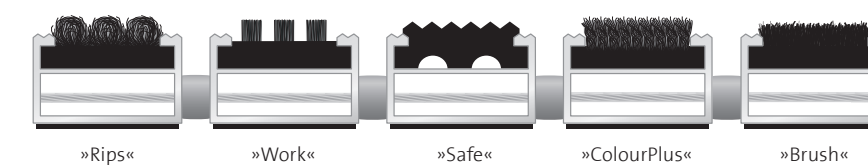
Installation heights




Wall thicknesses



Upper materials



Additional profiles





entrada® SMART »Rips«

Aluminium profile mat with ribbing

High level of fine dirt and humidity removal in indoor and covered entrance areas with normal levels of foot traffic.



Example applications


Entrance areas with normal levels of foot traffic, e.g. boutiques, banks, office buildings, etc.

Aluminium Profile	Rollable, durable entrance mat made of torsion-resistant aluminium profile (1.4 mm wall thickness) for laying directly onto the floor
Upper material¹	Polypropylene, UV-resistant, non-slip properties R11 acc. to DIN 51130
Underside	Footfall sound absorption profiles
Connection	Stainless steel cable, spacers made from LD-PE with EPDM
Colours	Anthracite, grey, sand
Mat height (mm)	10
Profile distance	5 mm
Load capacity	Normal load; up to 2500 treads per day
Type of dirt	Fine dirt; Zone 2

¹optional with bfl-s1

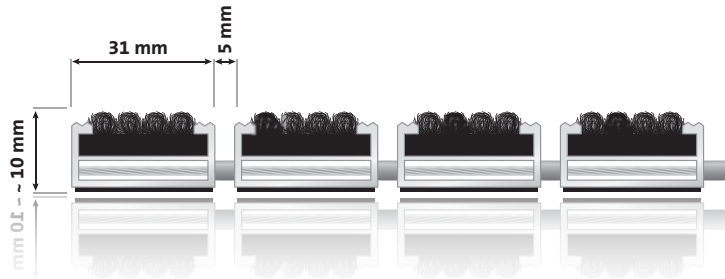


These variants are also available:



Prices & weights (information per m²)

Height 10 mm	309,90€	~ 9,0 kg
--------------	---------	----------



entrada® KLASSIK »Rips«

Aluminium profile mat with ribbing


High fine dirt and humidity removal for indoor and roofed entrance areas which are frequented to a normal to heavy extent.

Examples of use

Entrance areas which are frequented to a normal to heavy extent, e.g. boutiques, banks, office buildings etc.

Aluminium profile	Rollable, durable entrance mat made of torsion-resistant aluminium profile (1.5 mm wall thickness) for laying onto the ground, anodizing possible in different colours
Upper material¹	Polypropylene, UV-resistant, non-slip properties R11 acc. to DIN 51130
Underside	Footfall sound absorption profiles
Connection	Galvanised wire cable; spacers made of LD-PE with EPDM proportion
Colours	Black, anthracite, grey, brown, beige, red, sand
Mat height (mm)	12 / 17 / 22 / 27
Profile distance	5 mm
Load capacity	Up to 2500 treads/ day
Type of dirt	Fine dirt; Zone 2


¹optional with bfl-s1



Other colours can be realised. Simply ask us!

Prices & weights (information per m²)

Height 12 mm	319,90€	~ 10,0 kg
Height 17 mm	329,90€	~ 10,5 kg
Height 22 mm	339,90€	~ 11,5 kg
Height 27 mm	379,90€	~ 12,5 kg





entrada® KLASSIK »ColourPlus«

Aluminium profile mat with textile insert in B1 quality

Low flammability design for high fine dirt and humidity removal in indoor and roofed entrance areas which are normally to heavily frequented.

Examples of use

Entrance areas which are frequented to a normal to heavy extent, e.g. boutiques, banks, office buildings etc..

Aluminium profile	Rollable, durable entrance mat made of torsion-resistant aluminium profile (1.5 mm wall thickness) for laying onto the ground, anodizing possible in different colours
Upper material	Polypropylen, UV-beständig, rutschhemmende Eigenschaft R11 nach DIN 51130
Underside	Footfall sound absorption profiles
Connection	Galvanised wire cable; spacers made of LD-PE with EPDM proportion
Colours	Black, anthracite, grey, brown, red
Mat Height (mm)	12 / 17 / 22 / 27
Profile Distance	5 mm
Load capacity	Up to 2500 treads/ day
Type of dirt	Fine dirt; Zone 2



brown

Colours available for an extra charge:



black



anthracite



grey




red

For more colours please see page 38.

Prices & weights (information per m²)

Height 12 mm	449,90 €	~ 10,0 kg
Height 17 mm	459,90 €	~ 10,5 kg
Height 22 mm	469,90 €	~ 11,5 kg
Height 27 mm	529,90 €	~ 12,5 kg



entrada® KLASSIK »Safe«

Aluminium profile mat with rubber profile

Coarse dirt and water removal as well as increased walking safety through non-slip rubber profiles. Suitable for external areas.

Examples of use

Entrance areas which are frequented to a normal to heavy extent, e.g. schools, shopping centres, swimming baths etc.

Aluminium Profile	Rollable, durable entrance mat made of torsion-resistant aluminium profile (1.5 mm wall thickness) for laying onto the ground, anodizing possible in different colours
Upper material¹	Non-slip rubber profile (EPDM), fluted, UV-resistant; non-slip properties, R9 acc. DIN 51130
Underside	Footfall sound absorption profiles
Connection	Galvanised wire cable; spacers made of LD-PE with EPDM proportion
Colours	Black, grey, brown
Mat Height (mm)	12 / 17 / 22 / 27
Profile Distance	5 mm
Load capacity	Up to 2500 treads/ day
Schmutzart	Coarse dirt; Zone 1

¹optional with bfl-s1



black



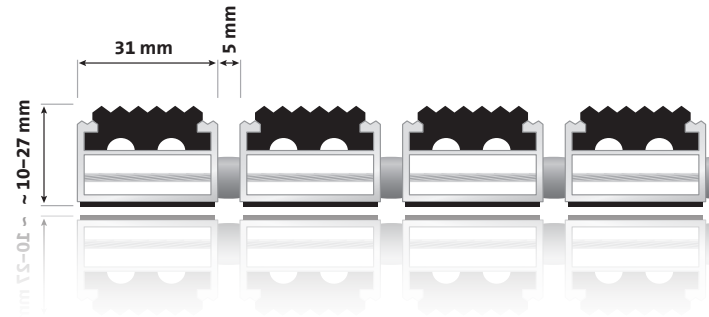
grey



brown

Prices & weights (information per m²)

Height 12 mm	379,90 €	~ 13,0 kg
Height 17 mm	389,90 €	~ 14,5 kg
Height 22 mm	399,90 €	~ 15,5 kg
Height 27 mm	439,90 €	~ 16,5 kg





entrada® KLASSIK »Work«

Aluminium profile mat with brush profile

Effective coarse dirt and water removal for entrances which are frequented to a normal to heavy extent. Suitable for external areas.

Examples of use

Entrance areas which are frequented to a normal to heavy extent, e.g. schools, shopping centres, sports centres etc.

Aluminium profile	Rollable, durable entrance mat made of torsion-resistant aluminium profile (1.5 mm wall thickness) for laying onto the ground, anodizing possible in different colours
Upper material¹	Brush profile: robust, durable Nylon 6.6, non-slip properties R13 acc. to DIN 51130
Underside	Footfall sound absorption profiles
Connection	Galvanised wire cable; spacers made of LD-PE with EPDM proportion
Colours	Black, grey, brown, red, blue, black/grey Trägermaterial z.T. auch in Bürstenfarbe erhältlich
Mat Height (mm)	12 / 17 / 22 / 27
Profile distance	5 mm
Load capacity	Up to 2500 treads/ day
Type of dirt	Coarse dirt; Zone 1

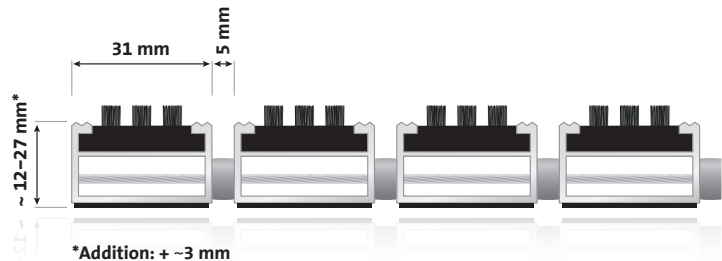
¹optional with bfl-s1



Other colours can be realised. Simply ask us!

Prices & weights (information per m²)

Height 12 mm	459,90 €	~ 12,0 kg
Height 17 mm	479,90 €	~ 12,5 kg
Height 22 mm	499,90 €	~ 13,5 kg
Height 27 mm	519,90 €	~ 14,5 kg



entrada® KLASSIK »Brush«

Aluminium profile mat with brushes

Effective removal of coarse dirt and water for entrances with normal to heavy foot traffic. Suitable for external areas.

Examples of use

Entrance areas with normal to heavy foot traffic, e.g. schools, shopping centres, sports centres etc


Aluminium profile	Rollable, durable entrance mat made of torsion-resistant aluminium profile (1.5 mm wall thickness) for laying onto the ground, anodizing possible in different colours
Upper material¹	Brush profile: polyamide PA 6.6, body of brush made from polypropylene, non-slip properties R13 acc. to DIN 51130
Underside	Footfall sound absorption profiles
Connection	Galvanised wire cable; spacers made of LD-PE with EPDM proportion
Colours	black
Mat Height (mm)	12 / 17 / 22 / 27
Profile distance	5 mm
Load capacity	Up to 2500 treads/ day
Type of dirt	Coarse dirt; Zone 1

¹optional with bfl-s1



Prices & weights (information per m²)

Height 12 mm	449,90 €	~ 11,0 kg
Height 17 mm	469,90 €	~ 11,5 kg
Height 22 mm	489,90 €	~ 12,5 kg
Height 27 mm	509,90 €	~ 13,5 kg





entrada® KLASSIK »Rips« / »Work«

Aluminium profile mat with ribbing and brush profile

Effective coarse dirt and humidity removal for entrances which are frequented to a normal to heavy extent. Suitable for indoor and roofed entrance areas.

Examples of use

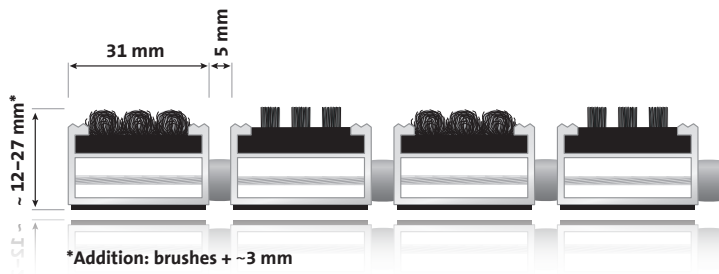
Entrance areas which are frequented to a normal to heavy extent, for example office buildings, children's playgroups, car dealerships etc..

Aluminium profile	Rollable, durable entrance mat made of torsion-resistant aluminium profile (1.5 mm wall thickness) for laying onto ground, anodization possible in different colours
Upper material¹	Ribbed: Polypropylene; UV-resistant, R11 acc. DIN 51130; brush profile: robust, durable Nylon 6.6
Underside	Footfall sound absorption profiles
Connection	Galvanised wire cable; spacers made of LD-PE with EPDM proportion
Colours	Ribbing: black, anthracite, grey, brown, beige, red; Brushes: black, grey, brown, red, blue, black/grey
Mat height (mm)	12 / 17 / 22 / 27
Profile distance	5 mm
Load capacity	Up to 2500 treads/ day
Type of dirt	Coarse and fine dirt; Zone 2

¹optional with bfl-s1

Prices & weights (information per m²)

Height 12 mm	389,90€	~ 11,0 kg
Height 17 mm	399,90€	~ 11,5 kg
Height 22 mm	409,90€	~ 13,0 kg
Height 27 mm	449,90€	~ 13,5 kg



entrada KLASSIK »Rips« / »Minibrush«

Aluminium profile mat with ribbing and minibrush

High humidity, coarse and fine dirt removal through ribbed profiles with additional minibrushes. Suitable for indoor and roofed entrance areas which are frequented to a normal to heavy extent.

Examples of use

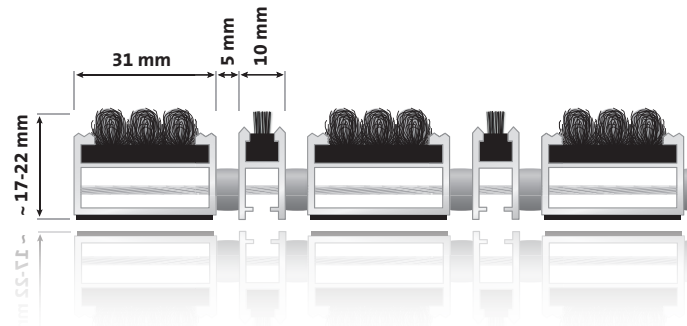
Entrance areas which are frequented to a normal to heavy extent, for example boutiques, banks, office buildings etc.

Aluminium profile	Rollable, durable entrance mat made of torsion-resistant aluminium profile (1.5 mm wall thickness) for laying onto the ground, anodizing possible in different colours
Upper material¹	Ribbed: Polypropylene; UV-resistant; R11 acc. DIN 51130; Minibrushes: robust, durable Nylon 6.6
Underside	Footfall sound absorption profiles
Connection	Galvanised wire cable; spacers made of LD-PE with EPDM proportion
Colours	Ribbing: black, anthracite, grey, brown, beige, red; Minibrushes: grey, black
Mat Height (mm)	17 / 22
Profile distance	5 mm
Load capacity	Up to 2500 treads/ day
Type of dirt	Coarse and fine dirt; Zone 2

¹optional with bfl-s1

Price & weight (information per m²)

Height 17 mm	479,90€	~ 13,5 kg
Height 22 mm	489,90€	~ 14,0 kg





entrada® KLASSIK »Rips« / »Scraper bar«

Aluminium profile mat with ribbing and scraper bar

High coarse and fine dirt and humidity removal through scrapers between the ribbed profiles for indoor and roofed entrance areas



Examples of use

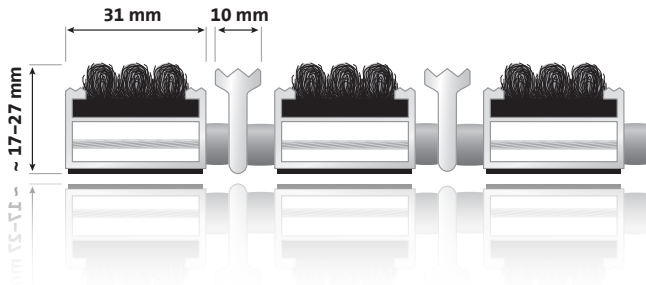
Entrance areas which are frequented to a normal to heavy extent, for example boutiques, banks, public institutions etc..

Aluminium profile	Rollable, durable entrance mat made of torsion-resistant aluminium profile (1.5 mm wall thickness) for laying onto ground, anodization possible in different colours
Upper material¹	Ribbed: Polypropylene; UV-resistant, R11 acc. DIN 51130, Scraper bar: torsion-resistant aluminium profile
Underside	Footfall sound absorption profiles
Connection	Galvanised wire cable; spacers made of LD-PE with EPDM proportion
Colours	Ribbing: black, anthracite, grey, brown, beige, sand
Mat height (mm)	17 / 22 / 27
Profile distance	2 mm
Load capacity	Up to 2500 treads/ day
Type of dirt	Fine dirt; Zone 2

¹optional with bfl-s1

Prices & weights (information per m²)

Height 17 mm	389,90€	~ 12,0 kg
Height 22 mm	399,90€	~ 15,0 kg
Height 27 mm	409,90€	~ 15,5 kg



entrada® KLASSIK »Safe« / »Work«

Aluminium profile mat with rubber and brush profile

Effective coarse dirt and water removal as well as increased walking safety through non-slip rubber profiles. Suitable for external areas.

Examples of use

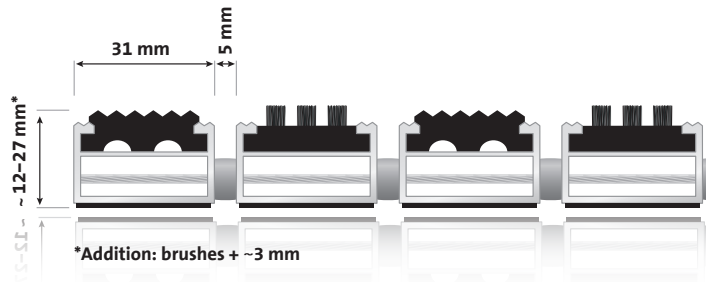
Entrance areas which are frequented to a normal to heavy extent with a high amount of coarse dirt accumulation, for example offices, children's playgroups, car dealerships etc.

Aluminium profile	Rollable, durable entrance mat made of torsion-resistant aluminium profile (1.5 mm wall thickness) for laying onto ground, anodization possible in different colours
Upper material¹	Non-slip rubber profile (EPDM), fluted, UV-resistant; non-slip properties R9 acc. DIN 51130; Brush profile: robust, durable Nylon 6.6
Underside	Footfall sound absorption profiles
Connection	Galvanised wire cable; spacers made of LD-PE with EPDM proportio
Colours	Rubber profile: black, grey, brown; Brushes: black, grey, brown, red, blue, black/grey
Mat Height (mm)	12 / 17 / 22 / 27
Profilabstand	5 mm
Load capacity	Up to 2500 treads/ day
Type of dirt	Coarse dirt, Zone 1

¹optional with bfl-s1

Prices & weights (information per m²)

Height 12 mm	419,90€	~ 12,5 kg
Height 17 mm	439,90€	~ 13,5 kg
Height 22 mm	459,90€	~ 14,5 kg
Height 27 mm	479,90€	~ 15,5 kg





entrada® KLASSIK »Safe« / »Minibrush«

Aluminium profile mat with rubber profile and minibrush

Effective removal of coarse dirt and water with increased non-slip safety for entrances which are frequented to a normal to heavy extent. Suitable for external areas.

Examples of use

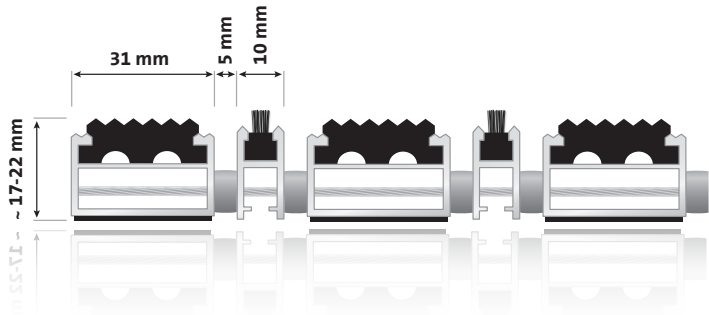
Entrance areas which are frequented to a normal to heavy extent, for example schools, public institutions, shopping centres etc.

Aluminium profile	Rollable, durable entrance mat made of torsion-resistant aluminium profile (1.5 mm wall thickness) for laying onto ground, anodization possible in different colours
Upper material ¹	Anti-slip rubber profile (EPDM), fluted, UV-resistant; non-slip properties R9 acc. DIN 51130; Minibrushes: robust, durable Nylon 6.6
Underside	Footfall sound absorption profiles
Connection	Galvanised wire cable; spacers made of LD-PE with EPDM proportion
Colours	Rubber profile: black, grey, brown; Minibrushes: grey, black
Mat height (mm)	17 / 22
Profile distance	5 mm
Load capacity	Up to 2500 treads/ day
Type of dirt	Coarse dirt; Zone 1

¹optional with bfl-s1

Price & weight (information per m²)

Height 17 mm	529,90€	~ 17,0 kg
Height 22 mm	539,90€	~ 17,5 kg



entrada® WORK »Plus«

Aluminium profile mat with minibrush

Effective coarse dirt removal thanks to widely spaced brush profiles that penetrate deeply into the gaps in shoe treads. Suitable for external areas.

Example applications

Entrance areas with normal to heavy foot traffic and high coarse dirt accumulation, e.g. schools, shopping centres, sports facilities etc.

Aluminium profile	Rollable, durable entrance mat made of torsion-resistent aluminium profile (1.5 mm wall thickness) for laying directly onto the floor
Upper material ¹	Robust, durable Nylon 6.6
Underside	On request footfall noise absorbent levelling mat (3 mm)
Connection	Stainless steel cable, spacers made from LD-PE with EPDM
Colours	Black, grey
Mat Height (mm)	17 / 22
Profile distance	3 - 5 mm
Load capacity	Up to 2500 treads/ day
Type of dirt	Coarse and fine dirt, Zones 1 and 2

¹optional with bfl-s1



black

grey

Price & weight (information per m²)

Height 17 mm	789,90€	~ 19,5 kg
Height 22 mm	799,90€	~ 20,0 kg



entrada® ROBUST

Increased wall thickness for high loads


With their reinforced walls, the aluminium profile mats entrada ROBUST are especially designed for increased loads and can be driven over in a pallet truck. They are available with different upper materials which permit use in indoor and outdoor areas.

Examples of use

Entrance and passage areas with increased loads, e.g. airports, shopping centres, supplier entrances etc.

Aluminium profile	Entrance mat made of torsion-resistant aluminium profile (wall thickness up to 2.5 mm) for laying onto ground and self-supporting subconstruction to be provided by customer, maximum support width 300 mm), anodization possible in different colours
Underside	Footfall sound absorption profiles
Connection	Galvanised wire cable; spacers made of LD-PE with EPDM proportion
Mat Height (mm)	12 / 17 / 22 / 27 / 42
Profile distance	4 mm
Upper material¹	Ribbing Polypropylene, UV-resistant, R11 acc. to DIN 51130 Brush profile: robust, durable Nylon 6.6, R13 acc. to DIN 51130, Rubber profile: non-slip rubber profile (EPDM), fluted, UV-resistant; R9 acc. to DIN 51130
Colours	Rips: black, anthracite, grey, brown, beige, red, sand Brush profile: black, grey, brown, red, blue, black / grey Rubber profile: black, grey, brown
Type of dirt	Coarse dirt Zone 1, fine dirt Zone 2, coarse and fine dirt Zone 2

¹optional with bfl-s1



entrada® ROBUST »Rips«

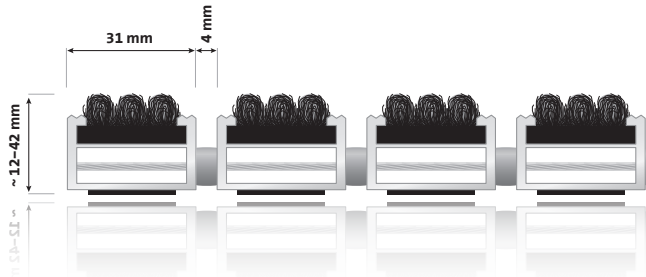
Aluminium profile mat with ribbing



Prices & weights

(information per m²)

Height 12 mm	399,90 €	~ 11,5 kg
Height 17 mm	419,90 €	~ 13,5 kg
Height 22 mm	439,90 €	~ 14,5 kg
Height 27 mm	459,90 €	~ 15,5 kg
Height 42 mm	669,90 €	~ 26,0 kg



entrada® ROBUST »Safe«

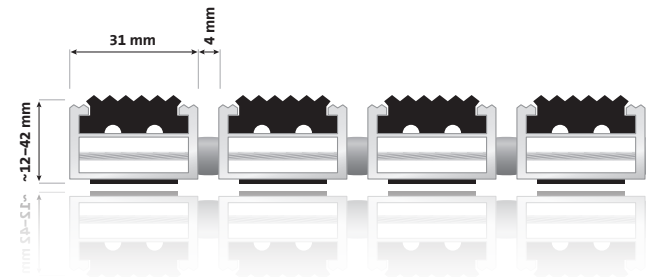
Aluminium profile mat with rubber profile



Prices & weights

(information per m²)

Height 12 mm	459,90 €	~ 15,0 kg
Height 17 mm	479,90 €	~ 16,0 kg
Height 22 mm	499,90 €	~ 17,0 kg
Height 27 mm	519,90 €	~ 18,0 kg
Height 42 mm	669,90 €	~ 32,0 kg



entrada® ROBUST »Work«

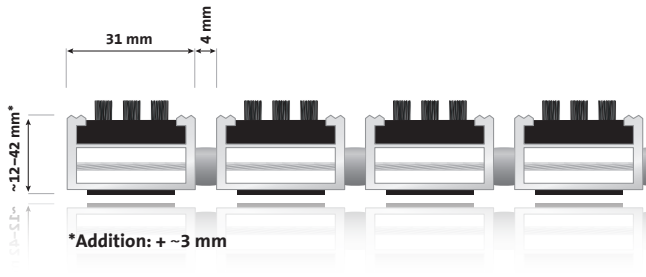
Aluminium profile mat with brush profile



Prices & weights

(information per m²)

Height 12 mm	569,90 €	~ 14,0 kg
Height 17 mm	589,90 €	~ 14,5 kg
Height 22 mm	609,90 €	~ 16,5 kg
Height 27 mm	629,90 €	~ 17,5 kg
Height 42 mm	849,90 €	~ 32,0 kg



entrada® ROBUST »Rips« / »Work«

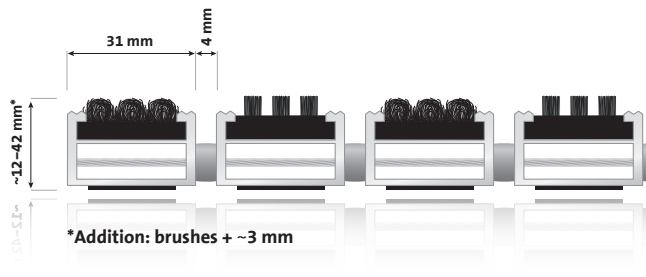
Aluminium profile mat with ribbing and brush profile



Prices & weights

(information per m²)

Height 12 mm	479,90 €	~ 13,0 kg
Height 17 mm	499,90 €	~ 14,0 kg
Height 22 mm	519,90 €	~ 16,0 kg
Height 27 mm	539,90 €	~ 17,0 kg
Height 42 mm	749,90 €	~ 29,0 kg



entrada® ROYAL

Aluminium profile mat with ribbing

High fine dirt and humidity removal through wide ribbing for indoor and roofed entrance areas which are frequented to a normal to heavy extent.

Examples of use

Entrance areas which are frequented to a normal to heavy extent, e.g. boutiques, banks, office buildings etc.

Aluminium profile	Rollable, durable entrance mat made of torsion-resistant aluminium profile (1.5 mm wall thickness) for laying onto the ground, anodizing possible in different colours
Underside	Footfall sound absorption profiles
Connection	Galvanised wire cable; spacers made of LD-PE with EPDM proportion
Mat Height (mm)	17 / 22
Profile distance	5 mm
Upper material ¹	Rips: Polypropylene, UV-resistant, R11 acc. to DIN 51130 Brush profile: robust, durable Nylon 6.6, R13 acc. to DIN 51130, Rubber profile: non-slip rubber profile (EPDM), fluted, UV-resistant; R9 acc. to DIN 51130
Colours	Rips: black, anthracite, grey, brown, beige, red, sand Brush profile: black, grey, black / grey, more colours available Rubber profile: black, grey, brown
Type of dirt	Coarse dirt Zone 1, fine dirt Zone 2, coarse and fine dirt Zone

¹optional with bfl-s1

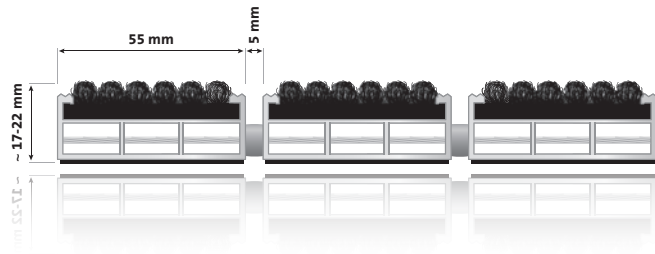
entrada® ROYAL »Rips«

Aluminium profile mat with ribbing



Prices & weights (information per m²)

Height 17 mm	359,90 €	~ 11,5 kg
Height 22 mm	369,90 €	~ 12,5 kg



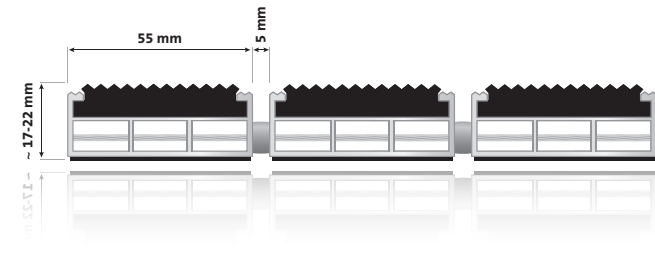
entrada® ROYAL »Safe«

Aluminium profile mat with rubber profile



Prices & weights (information per m²)

Height 17 mm	439,90 €	~ 16,0 kg
Height 22 mm	449,90 €	~ 16,5 kg



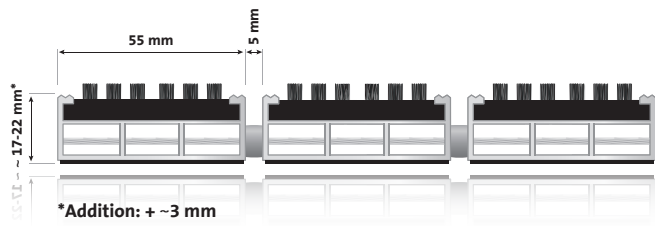
entrada® ROYAL »Work«

Aluminium profile mat with brush profile



Prices & weights (information per m²)

Height 17 mm	579,90 €	~ 15,0 kg
Height 22 mm	589,90 €	~ 15,5 kg



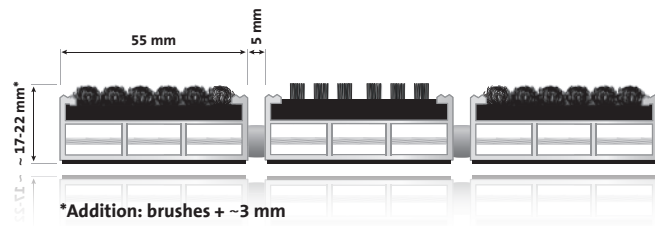
entrada® ROYAL »Rips« / »Work«

Aluminium profile mat with ribbing and brush profile



Prices & weights (information per m²)

Height 17 mm	469,90 €	~ 12,5 kg
Height 22 mm	479,90 €	~ 13,0 kg



entrada® ROYAL PLUS

Aluminium profile mat with extra-wide profile

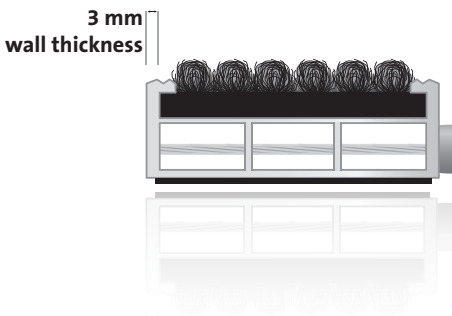
High level of fine dirt and humidity removal through wide ribbing for indoor and covered entrance areas with strong to extreme levels of foot traffic.

Examples of use

Entrance areas which are frequented to a normal to heavy extent, e.g. boutiques, banks, office buildings etc.

Aluminium profile	Rollable, durable entrance mat made of torsion-resistant aluminium profile (3 mm wall thickness) for laying onto the ground, anodizing possible in different colours
Underside	Footfall sound absorption profiles
Connection	Galvanised wire cable; spacers made of LD-PE with EPDM proportion
Mat Height (mm)	22
Profile distance	5 mm
Upper material ¹	Rips: Polypropylene, UV-resistant, R11 acc. to DIN 51130 Brush profile: robust, durable Nylon 6.6, R13 acc. to DIN 51130, Rubber profile: non-slip rubber profile (EPDM), fluted, UV-resistant; R9 acc. to DIN 51130
Colours	Rips: black, anthracite, grey, brown, beige, red, sand Brush profile: black, grey, black / grey, more colours available Rubber profile: black, grey, brown
Type of dirt	Coarse dirt Zone 1, fine dirt Zone 2, coarse and fine dirt Zone 2

¹optional with bfl-s1

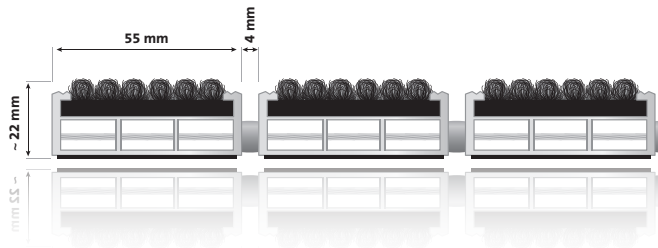


entrada® ROYAL PLUS »Rips« Aluminium profile mat with ribbing



Prices & weights (information per m²)

Height 22 mm	529,90 €	~ 13,5 kg
--------------	----------	-----------

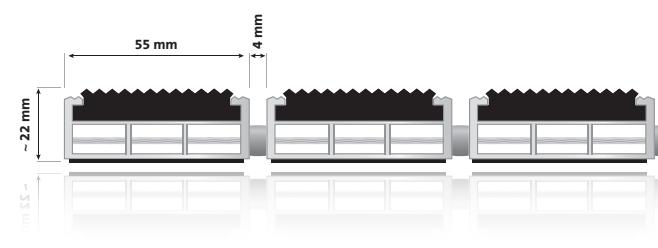


entrada® ROYAL PLUS »Safe« Aluminium profile mat with rubber profile



Prices & weights (information per m²)

Height 22 mm	569,90 €	~ 20,5 kg
--------------	----------	-----------

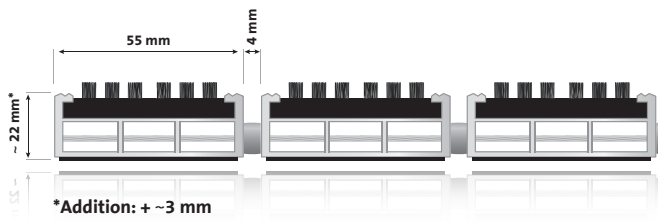


entrada® ROYAL PLUS »Work« Aluminium profile mat with brush profile



Prices & weights (information per m²)

Height 22 mm	699,90 €	~ 19,0 kg
--------------	----------	-----------

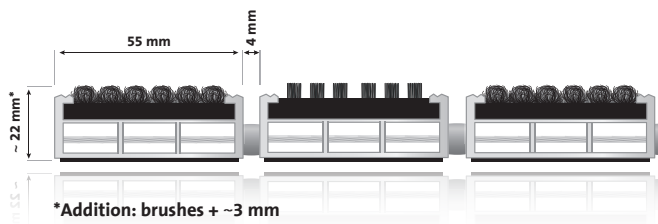


entrada® ROYAL PLUS »Rips« / »Work« Aluminium profile mat with ribbing and brush profile



Prices & weights (information per m²)

Height 22 mm	619,90 €	~ 18,5 kg
--------------	----------	-----------



Accessories and Service



Angular frame

Accurate and sturdy for installation into ground recesses

We offer custom-made aluminium or stainless steel angular frames for installation in floor recesses. Please provide us with your outer frame dimensions to enable us to produce the aluminium profile mats according to your precise requirements.

Designs & prices (price per running metre)

»Smart« Angular

For mat height	Height / width / thickness	Price
10 / 12 mm	13,5 / 30 / 4,6 mm	11,90€

Aluminium Angular


For mat height	Height / width / thickness	Price
12 mm	15 / 24 / 3 mm	12,90€
17 mm	22 / 24 / 3 mm	13,90€
22 mm	26 / 24 / 3 mm	14,90€
27 mm	30 / 24 / 3 mm	15,90€
42 mm	45 / 30 / 3 mm	34,90 €

Steel Angular

For mat height	Height / width / thickness	Price
17 mm	20 / 25 / 3 mm	39,90€
22 mm	25 / 20 / 3 mm	39,90€
27 mm	30 / 25 / 3 mm	39,90€

Custom shapes

Cut-outs, curves and chamfers can be produced according to sketch or template subject to an additional charge (see Page 42). See page 41 for general installation information.



Angular frame »Smart«



Aluminium angular frame with floorbolts



Steel angular frame with floor bolts



entrada trap system type »22«

Compact dirt-trapping mat

The aluminium trap system type »22« is a high-quality dirt-trapping substructure solution for your entrance area. It is suitable for all entrada 22 aluminium profile mats. The system can be installed both inside and outside buildings. The trap system can be produced in virtually any dimensions.

Larger areas can be created using several dirt-trapping trays. Square tubes are inserted in running direction at a distance of approx. 30 cm (30 x 30 x 3 mm) for the perfect support.

On request, a cut-out can be made for the water drain


Examples of use

Public buildings, offices, hotels, railways stations, markets, shopping centres etc.

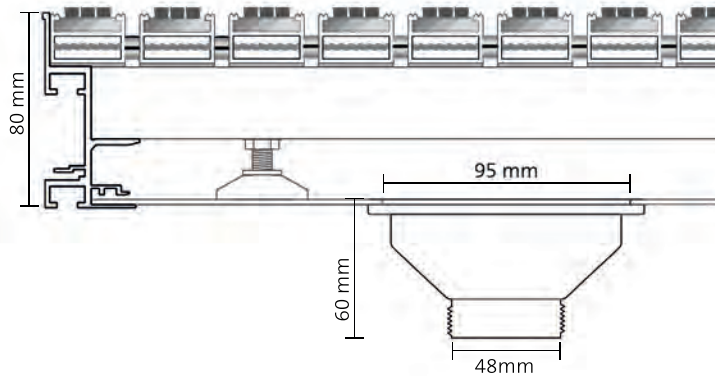

Material	Aluminium Stainless steel
Use	All entrada 22 aluminium profile mats
Floor drain	Free production to customer specification (diameter 9.5 cm)
Height	80 mm
Dimensions	Production to customer specification; all sizes possible thanks to modular construction. For widths of over 2800 mm or walking depth of 1300 mm or more, the tray is supplied in sections. Custom shapes available upon request.

Price & weight (information per m²)

Height 80 mm	399,90€	~ 12,5 kg
--------------	---------	-----------



Stainless steel option now available! Prices on request



Ramp profile

For use without floor recess

The ramp profile permits the use of aluminium profile mats even without a floor recess. It can enclose the aluminium profile mat completely around all four sides or only be mounted on one to three sides of the aluminium profile mat.

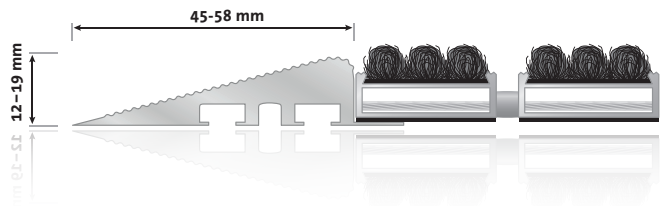
A circumferential ramp profile is supplied in four parts and can be sturdily mounted and ready for operation within a very short time thanks to the screw connections.

Material	Aluminium
Colours	silver, black
Joint	Screw joints
For mat heights	12 mm / 17 mm / 22 mm



Designs & prices (information per m²)

For Mat Height	Height	Width	Price
12 mm	12 mm	45 mm	31,90€
17 mm	17 mm	58 mm	34,90€
22 mm	19 mm	50 mm	36,90€



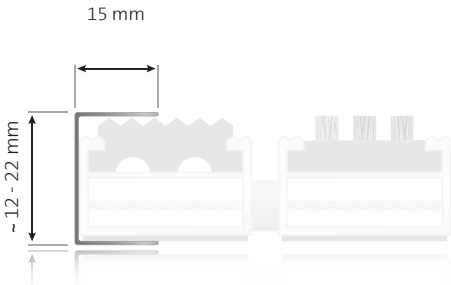
entrada covering rail »Curve«

End rail for entrance mats in rotating doors

The »Curve« covering rail is used to protect and cover mitre or bevel cuts for custom-shaped entrance mats. The rail not only covers the sharp edges but also lends aluminium profiles in rotating doors an elegant finish.

Available options (per running metre)

Material	Stainless steel
For mat heights	12 mm / 17 mm / 22 mm
Material thicknes	1 mm
Max. length	3 m



Stainless steel profile

Individualism for your entrance mat system



Give your entrance area that extra touch. Supplement your aluminium profile mat with a stainless steel profile to which you can also add custom lettering.

The high-quality, laser-cut stainless steel profile is permanently joined to the aluminium profile mat and is available in heights of 12 mm, 17 mm, 22 mm and 27 mm.



Anodization

By anodizing the aluminium profile mats and the angular frame, the entrance mat systems can be harmonised in terms of colour with their environment and the surrounding floor covering. You can select any colour of your choice.




Levelling mat »Balance«

The »Balance« levelling mat is used for levelling out differences in height when laying carpet matting and aluminium profiles in floor recesses. This makes it possible to lay a transition without the need for a threshold.

Available options

Heights	3 mm / 6 mm / 14 mm
---------	---------------------



Ribbed Raw Hair Mat »Easy«

Effective dirt trap for floor recesses

The ribbed raw hair mat »Easy« is a low-price alternative to aluminium profile mats for indoor and covered outdoor areas. Its robust needle fleece surface features good absorption of dirt and moisture and provides a firm grip. The product can be easily cut and laid in existing recesses.



Applications

- Indoor and covered outdoor areas:
Suitable for wheelchairs and prams
- Detached houses, company entrances

Load capacity

- Up to 400 treads per day

Colours and sizes

- Colours: anthracite, light grey
- For floor recesses between 10 - 23 mm
- Standard width: up to 2 m, reeled material
- Weight: 5.0 kg per m²
- Webs can be laid seamlessly

Material

- Needle fleece with ribbed structure
- Upper material: 100 % polypropylene, non-deteriorating PP fibre
- Back coating NSF foam

Designs


Height	Colour
12 mm	anthracite, light grey
17 mm	anthracite, light grey
20 mm	anthracite, light grey
23 mm	anthracite, light grey



Coconut mats

A natural dirt-trap in a choice of colours

Like many other natural materials, coconut mats have their own special flair. It is for this reason that they are still often used in mats for trapping fine dirt and humidity. By absorbing and emitting moisture, coconut fibres create a balanced room climate, as well as being antistatic with good noise and heat insulation properties.



Applications

- Retail, stores, craft trades, industry

Safety and function

- Reduced risk of slipping thanks to high moisture absorption
- Can be cut to size for use in existing recesses
- For flat installation in our aluminium mat ramp
- Also available upon request in natural colour with Cfl-s1

Colours and sizes

- Colours: red, brown, black, grey, natural, bordeaux
- Heights, natural coconut: 17 mm, 20 mm, 24 mm, 30 mm
- Height, coconut coloured: 17 mm
- Length: up to 12 m

Available options



Height	Colour
17 mm	natural
17 mm	red, brown, black, grey, bordeaux
20 mm	natural
24 mm	natural
30 mm	natural



Rubber Mat »Bee 22«

Effective non-slip properties with high levels of moisture

Rubber mats are non-slip, impact-absorbent and water-permeable. They are therefore particularly suitable for areas with frequent moisture and snow. The rubber ring mat »Bee 22« is highly effective in dissipating fluids thanks to its napped underside.



Applications

- Entrance mat for use in areas with high levels of moisture
- Workplace mat for use by machines, work benches and assembly places.
- Protection against sludge on sandy paths and walkways
- Washing halls (washing bays)

Safety and function

- The mat's high permeability to moisture and snow reduces the danger of slipping
- Good floor adhesion thanks to the mat's inherent weight

Colours and sizes

- Colour: black
- Weight: approx. 12.5 kg / m²

Available options


Height	Width/depth
22 mm	Panel 150 × 100 cm
22 mm	Individual custom dimensions




Spaghetti Mat

Removes coarse dirt in outdoor and indoor areas

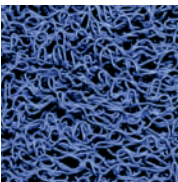
Spaghetti mats are ideal and reliable for removing coarse dirt. They are suitable for both indoor and outdoor use, making them a versatile option. With a height of approx. 12 mm, these mats are easy to cut and lay precisely in floor recesses. As the back of the mat is open, the coarse dirt falls directly into the recess. Your building remains pleasantly clean.



001




007



010



012



014

Example applications

- Industry, retail, trade, hospitals, municipal and social facilities

Safety and function

- Reduced slip danger
- Good floor adhesion
- Open structure results in good water absorption

Colours and sizes

- 5 different colours
- Height: approx. 14 mm
- Standard width: 120 cm
- Length: up to 600 cm

Material

- Upper material: 100 % vinyl
- Back coating: open structured





Doormat entrada HOME

Attractive doormats for your home

Suitable for removing fine dirt and moisture in indoor and covered outdoor areas of detached houses and apartment buildings.



Example applications

For detached houses and apartment buildings.


Aluminium Profile	Durable doormat made of torsion-free aluminium profile including fixed, all-round ramp profile to facilitate overlaying.
Underside	Footfall sound absorption profiles
Connection	Fixed aluminium profiles and spacers made from polyamide
Dimensions	External dimensions incl. ramp profile: 60 x 42 cm 75 x 50 cm 90 x 50 cm
Profile distance	4 mm
Upper material	Rips: Polypropylene, UV-resistant, R11 acc. to DIN 51130 Brush profile: robust, durable Nylon 6.6, R13 acc. to DIN 51130, Rubber profile: non-slip rubber profile (EPDM), fluted, UV-resistant; R9 acc. to DIN 51130
Colours	Ribbing: black, anthracite Brushes: black, grey Rubber profile: black, grey

Doormat entrada® HOME »Ribbed«

With ribbed insert

Prices (per piece)

60 x 42 cm	€ 99.90
75 x 50 cm	€ 109.90
90 x 50 cm	€ 119.90



Doormat entrada® HOME »Safe«

With rubber profile

Prices (per piece)

60 x 42 cm	€ 109.90
75 x 50 cm	€ 119.90
90 x 50 cm	€ 129.90



Doormat entrada® HOME »Work«

With brush profile

Prices (per piece)

60 x 42 cm	€ 119.90
75 x 50 cm	€ 139.90
90 x 50 cm	€ 159.90



Doormat entrada® HOME »Brush«

With brush profile

Prices (per piece)

60 x 42 cm	€ 109.90
75 x 50 cm	€ 129.90
90 x 50 cm	€ 149.90



Doormat entrada® HOME »Ribbed« / »Work«

With ribbing and brush profile

Prices (per piece)

60 x 42 cm	€ 109.90
75 x 50 cm	€ 129.90
90 x 50 cm	€ 139.90





Logo mat »IndiLine®«

The classic for company entrances

The Logo mat »IndiLine®« has several major benefits. Its radiant, extremely fade-resistant colours ensure a wide range of design possibilities. The high-performance mat pile made of 100% high-twist nylon ensures increased cleanliness and safety thanks to its high levels of moisture and dirt absorption. Safe, non-slip adhesion with mat backing made of heavy-duty nitrile rubber.



Example applications

- Store fittings
- Supports corporate design in entrance areas

Safety and function

- Less risk of tripping thanks to all-round safety edge with reinforced sides
- Reduced risk of slipping thanks to high moisture absorption
- High floor adhesion with mat backing made of heavy nitrile rubber
- Upon request also flame retardant: Cfl -s1 acc. to EN 13501-1

Colours and sizes

- Large choice of colours
- Custom shapes possible
- Standard widths: 60, 75, 85, 115, 150, 200 cm
- Lengths: up to 10 m
- Mats made to measure and custom shapes on request

Material


- Upper material: 100% High-twist nylon
- Backing material: 100% nitrile rubber
- Suitable for industrial cleaning up to 60 °C



Dirt-trapping mat »Klassik«

Effective dirt-trapping mat for your entrance area

The dirt-trapping mat »Klassik« stands out thanks to its excellent cleaning functionality and high durability. The 100% solution-dyed polyamide-nylon fibres are available in 9 colour mixes and absorb large quantities of dirt and moisture.



* only these colours available from a width of 151 cm

Applications

- e.g. industry, retail, trade, official public buildings, hospitals and kindergartens

Safety and function

- Lower risk of tripping due to extra-wide safety edging
- reduced risk of slipping thanks to high moisture absorption
- High floor adhesion with mat backing made of heavy nitrile rubber
- Low flammability Cfl -s1 acc. to EN 13501-1

Colours and sizes

- Standard widths: 85, 115, 150, 200 cm
- All widths available as special sizes up to 240 cm
- Lengths of up to 10 m possible
- Mats made to measure and custom shapes available on request
- Reinforced stepping edge possible, for instance, to facilitate use by wheelchairs

Material

- Upper material: 100% high-twist nylon
- Backing material: 100% nitrile rubber
- Suitable for industrial cleaning up to 60 °C (also suitable for tumble-drying)






Anti-dirt mat »Maximus®«

Representative dirt-trapping mat for recesses and long hallways

The anti-dirt mat »Maximus®« radiates comfort through its high-quality tufting velour. Specially-arranged hollow fibres ensure a good cleaning effect. The high-quality appearance is achieved through strong colours and attractive mottling.



The anti-dirt carpets are the optimum supplement for your anti-dirt zones in the entrance area:

- Antistatic properties
- Easy to install: simply cut and fix
- The carpets can be cut easily and laid in various recesses - also next to each other

Material

- Upper material: High-quality tufting velour
- Backing material coating: heavy coating made of Vinyl
- Low flammability: Bfl -s1 acc. EN 13501-1
- Non-slip properties: DS acc. DIN EN 13893

Size


- Height: approx. 10 mm
- Standard widths: 130 cm and 200 cm wide rolled goods (incl. border)
- Webs can be laid seamlessly
- On request, also available with a 2.5 cm safety step edge at the start and end of the mat
- Mats available cut to size and in special shapes



Anti-dirt mat »Coral® Classic«

Humidity and fine dirt removal for anti-dirt zones

The anti-dirt mat »Coral® Classic« is used wherever maximum absorption of humidity and fine dirt is required. The special scratch yarn actively brushes fine dirt particles from shoe soles and is extremely robust.



The anti-dirt carpets are the optimum supplement for your anti-dirt zones in the entrance area:

- Antistatic properties
- Easy to install: simply cut and fix
- The carpets are easy to insert into the available recesses

Material

- Upper material: 100 % polyamide, pigment-dyed
- Backing material coating: Vinyl
- Low flammability: Bfl -s1 acc. EN 13501-1
- Non-slip properties: DS acc. DIN EN 13893

Sizes

- Height: approx. 10 mm
- Standard widths: up to 200 cm wide rolled goods (plus border)
- Webs can be laid seamlessly
- On request, also available with a 2.5 cm safety tread edge at the beginning and end of the mat



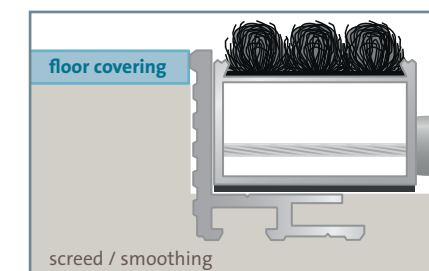
Notes:

Correct planning for frames and mats

Angular frames

Our aluminium profile mats should be installed in an angular frame for optimum fit. When using aluminium profile mats and angular frames in the outside area, a drain must be available in order to secure the water drainage.

The frame must close flush with the floor covering or the screed / smoothing (see Fig.) An absolutely flat subsurface is the prerequisite so that the mat lies evenly on the surface. Please observe the clearance height for laying of the entrance mat.

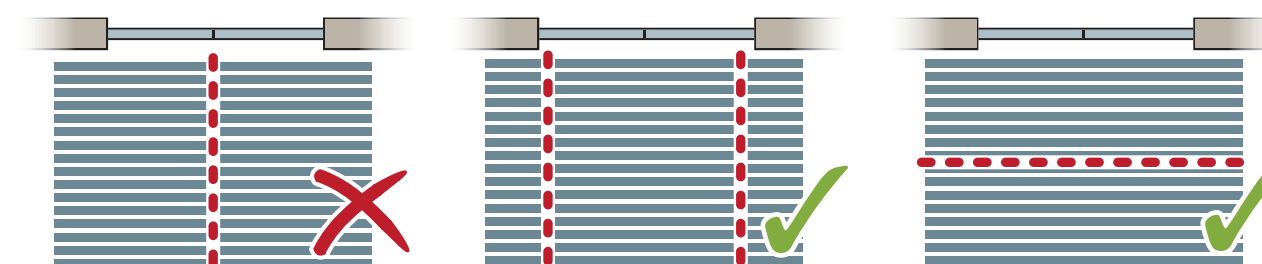


Installation: The angular frame must close flush with the floor covering and the smoothing/screed.

Division of large aluminium profile mats

Particularly large mats will be divided in order to guarantee clean installation and easy care. Divisions take place from approx. 2500 mm rod length or from a weight of approx. 45 kg.

We therefore recommend a division in the rod length (from approx. 2500 mm) or in walking direction (from approx. 45 kg weight). A division in the rod length should not take place directly in the walking zone, otherwise there is a risk of tripping.



Never divide in the direct walking zone: Risk of tripping.

Correct division in case of rod lengths over 2500 mm or over 45 kg weight.

Care guidelines

In order to achieve a long lifetime for our aluminium profile mats, a flat sub-surface is essential. Unevennesses through poorly-executed smoothing/screeds or little stones under the aluminium profiles may lead to premature material fatigue. You can achieve the maximum lifetime through professional installation and regular cleaning of the ground recess.

Order

Measurement information

Please remember to state the rod length and walking direction dimensions. Depending on the measurement information, we calculate the right mat finished dimensions for you:

- a) On ordering **incl. angular frames** please state the frame outside dimensions.
- b) On ordering **for existing angular frames** please state the frame inside dimensions.
- c) Alternatively, you can also state the **mat finished dimensions** directly.

Templates for special mat shapes

We are happy to send you tips and tricks for the preparation of templates, or you can look on our website in the »Service« area. Alternatively, we will take over the preparation of the templates and take measurements on-site.

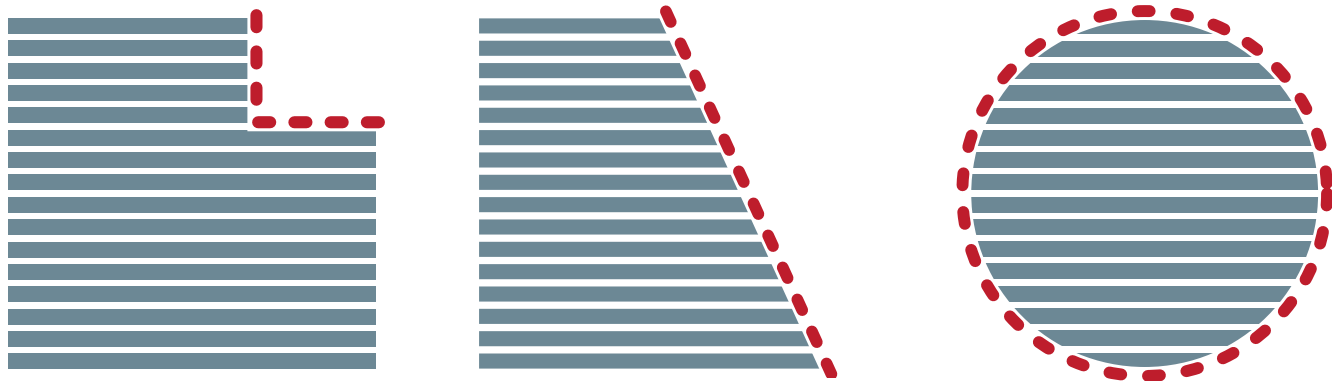
Special productions

Aluminium profile mats and angular frames can also be produced in special shapes. Please enclose a sketch, stating the exact dimensions, with your order or send us a special template. Please mark the walking direction and, in the case of a template, the top side.

Price determination

The original size of the mat prior to cutting is always calculated, plus the cutting costs. Please observe that, in the case of certain special shapes (e.g. rectangular cut-out with chamfer), several cuts will be necessary. We can of course prepare you a detailed offer with drawing. We are also happy to offer you our measurement and laying service.

	Cut-outs	Chamfers	Curves
Mats	49,90 € / piece	79,90 € / rm	79,90 € / rm
Frames	19,90 € / piece	15,90 € / piece	32,90 € / rm
Bins	49,90 € / piece	79,90 € / rm	79,90 € / rm




Fax form



☐ Request ☐ Order

Send by e-mail to: info@entrada-matten.de
Or by fax to: +49 (0)531 886 871 - 11

Construction project			
Product designation			
Quantity	piece		
Profile height	<input type="checkbox"/> 10 mm	<input type="checkbox"/> 17 mm	<input type="checkbox"/> 27 mm
	<input type="checkbox"/> 12 mm	<input type="checkbox"/> 22 mm	
Colour/ design			
Aluminium rod length	mm	Depth/walking direction	mm
These dimensions areas follows	<input type="checkbox"/> Frame outside dimensions	<input type="checkbox"/> Frame inside dimensions	<input type="checkbox"/> Mat finished dimensions
	<input type="checkbox"/> Special production acc drawing (enclosed/ on free area)	<input type="checkbox"/> Special production acc. template (will be sent separately)	



Accessories

Frame required:	<input type="checkbox"/> Yes	<input type="checkbox"/> No
Frame material	<input type="checkbox"/> Aluminium	<input type="checkbox"/> Steel

The aluminium profile mats are if possible produced in one piece. If the rod length exceeds 2500 mm or the weight 45 kg, the mats are divided. Prior to delivery, you will receive an assembly sketch from us with our suggested division.

Invoice address

Company	
Name	
Street	
Postcode	Place
Phone (mobile)	
E-Mail	
Contact	
Delivery requested by	

Delivery address (if deviating)

Company	
Name	
Street	
Postcode	Place
Phone	Fax
E-Mail	
Date, signature	



entrada Fußmatten GmbH

Hinter dem Turme 5

38114 Braunschweig

Phone +49 (0)531 - 886 871 - 0

Fax +49 (0)531 - 886 871 - 11

E-Mail info@entrada-matten.de

www.entrada-matten.de

Sales Office South / West

Bertholdstraße 34

75015 Bretten

Phone +49 (0) 96 99 9 0

Fax +49 (0)7252 96 99 209

E-mail info@entrada-matten.de